


# Warp\_y



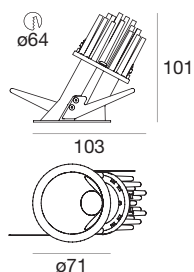
Light management:  
aluminium casing coated  
with **embossed** or **golden**  
effect

Passive heat dissipation:  
**die-cast aluminium** heat  
sink

Discreet aesthetics: the **thin**  
**flange** blends into the false  
ceiling



**Inclined** optical  
compartment for an  
optimal asymmetric  
emission

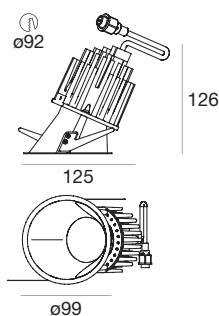
**Warp\_Y** Downlight - LED PowerLEDs 8 W 630 mA

type	colour	optic
White <b>96217</b>	Natural 573 lm CRI 80 <b>N</b>	15° <b>15</b>
Black <b>96218</b>	Warm 537 lm CRI 80 <b>W</b>	30° <b>30</b>
Grey <b>96219</b>	Super W 502 lm CRI 80 <b>M</b>	60° <b>60</b>
Gold <b>96220</b>		

## suggested electronics



<b>99129</b> ON/OFF 1 art	<b>99115</b> 1-10 V 1 - 2 art	<b>99114</b> DALI 1 - 2 art
---------------------------------	-------------------------------------	-----------------------------------

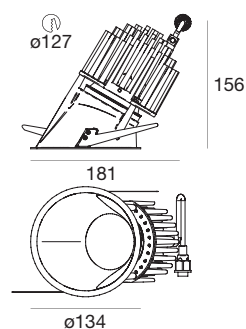
**Warp\_Y** Downlight - LED PowerLEDs 15 W 400 mA

type	colour	optic
White <b>96221</b>	Natural 1752 lm CRI 83 <b>N</b>	15° <b>15</b>
Black <b>96222</b>	Warm 1630 lm CRI 83 <b>W</b>	30° <b>30</b>
Grey <b>96223</b>	Super W 1522 lm CRI 83 <b>M</b>	60° <b>60</b>
Gold <b>96224</b>		

## suggested electronics



<b>99113</b> ON/OFF 1 art	<b>99116</b> 1-10 V 1 art	<b>99131</b> DALI 1 art
---------------------------------	---------------------------------	-------------------------------

**Warp\_Y** Downlight - LED Array 25 W 700 mA

type	colour	optic
White <b>96229</b>	Natural 2882 lm CRI 83 <b>N</b>	15° <b>15</b>
Black <b>96230</b>	Warm 2680 lm CRI 83 <b>W</b>	30° <b>30</b>
Grey <b>96231</b>	Super W 2505 lm CRI 83 <b>M</b>	60° <b>60</b>
Gold <b>96232</b>		

## suggested electronics



<b>99112</b> ON/OFF 1 art	<b>99130</b> 1-10 V 1 art	<b>99188</b> DALI 1 art
---------------------------------	---------------------------------	-------------------------------